

DC 125-304: Digital Still Photography for Non-Majors

Spring Quarter 2014-15 Term: 0950 Class number: 30219

MW 2:40 PM – 4:10 PM

Lincoln Park Campus, Student Center, Room 331

Your exam is on June 8, 2015 from 2:45PM - 5:00 pM

Drop Deadline 4/10/2015 Withdraw Deadline 5/15/2015

Chelsea Cossu, MFA

ccossu@cdm.depaul.edu

<http://teachingtoday.thecollected.net>

TWITTER [@cedarknee](#)

Office Hours: MONDAY and WEDNESDAY

directly before and after classes

9:20-9:40 & 11:10-11:20 Classroom 364

1:30-2:30 Richardson Library [Scholar's Lab](#)

Course Description

This course is an introduction to the history and aesthetics of still photography and to the concept of photography as a descriptive and interpretive artistic medium. Students studying photographs in this context will discover relationships between individual photographers' choices and their own understanding of meaning. Discussions of the photos' cultural contexts and meanings will deepen their understanding of the role of still photography as a conduit for cultural values. Students will learn the fundamental concepts necessary to shoot, edit, manipulate, and print digital still photographs. Also, students will acquire the knowledge needed to analyze and critique existing work. Students will be required to use their own digital still cameras for this course. This course has an additional fee.

Learning Outcomes

Students will learn the fundamental concepts necessary to shoot, edit, manipulate, and print digital still photographs. Students will acquire the knowledge needed to analyze and interpret existing works of photography in terms of composition, depth, and semiotic meaning. Students will understand how to use their own digital still cameras, as well as the software Adobe Photoshop CC. Students, by reviewing external and internal work, will review and evaluate these creative works, translating that knowledge into written criticism of the work.

Prerequisites NONE

Course Overview – What to Expect

There is no secret to becoming a great photographer, besides practice. Students should be constantly shooting, planning ahead for a self directed project at the end of the quarter, searching out inspiration, looking at other artists and photographers, visiting Museums and Galleries, as well as reflecting on even the worst exposures. Keep everything.

You will need to spend significant time outside of class to shoot, reshoot, and work with your images. You'll need to be aware of the weather, and what surprise impact it may have on your work in this class. Make time to use the computer lab outside of class.

We will begin by learning to use the settings on your own camera to build techniques for realizing your creative vision. Though we will continue to embrace serendipity, now is the time for asking how to get your photographs to look a certain way. Throughout the course you will work on defining your individual aesthetic, searching out artists and photographers whose work you study and hold dear. You will be introduced to best practices in workflow and visual data management through the use of Adobe Bridge, and the industry standard, Adobe Photoshop CC.

Consider the number of photos you've already made on your camera phone/camera camera/scanner/surveillance drone/screen-capture and imagine how many your future self may have. You'll need some method to handle all of that data - We'll lay the groundwork.

Photoshop will be used in two stages, first as a postproduction tool in a standard photographic workflow, and then as a creative tool for simple photographic compositing. Every assignment will utilize a new skill in towards a cumulative knowledge of professional standards in imaging. Students will be challenged to think conceptually about their own visual development while acquiring technical skills.

Learning Domain Description

DC 125 Digital Still Photography is included in the Liberal Studies program as a course with credit in the Arts and Literature domain. Courses in the Arts and Literature domain ask students to extend their knowledge and experience of the arts by developing their critical and reflective abilities. In these courses, students interpret and analyze particular creative works, investigate the relations of form and meaning and through critical and/or creative activity to come to experience art with greater openness, insight, and enjoyment. These courses focus on works of literature, art, theatre, or music as such, though the process of analysis may also include social and cultural issues. Students who take course in this domain choose three courses from such choices as literature, the visual arts, media arts, music, and theater. No more than two courses can be chosen from one department or program.

Learning Outcomes

1. Students will be able to explain, in well-written prose, what a work of art is about and/or how it was produced.
2. Students will be able to comment on the relationship between form and content in a work.
3. Students will be able to assess the formal aspects of their subject and put those qualities into words, using, when appropriate, specialized vocabulary employed in class and readings.

4. Students will be able to contextualize a work of art. They will be able to do so with respect to other works of art in terms of defining its place within a broader style or genre. They will also be able to contextualize a work of art in terms of contemporaneous aesthetic, social, or political concerns, discussing how these might shape the work's reception and how that reception might differ amongst various peoples and historical periods.

How Learning Outcomes Will Be Met

Students will begin understanding the technical functions of their digital cameras through experiential projects and historical image making practices through research and lecture material. They will define formal and theoretical concepts as we broach them, and apply those definitions in conversation, as well as a written analysis of images in Chicago's cultural repositories. In reflection of their own process and the historical processes they will discover through a written research project. The final assignment will synthesize the process of creation and analysis as students write an artist statement about their own work, contextualizing it among works encountered previously. Finally, as a last exercise students will offer a written analysis of their peers final works as well.

Writing Expectations

Students will be expected to complete a minimum of 5-7 pages of writing for this course.

How Writing Expectations Will Be Met

Assignment 2 requires students to describe formal visual elements in a photograph as they define a working vocabulary for this purpose.

The Research Assignment requires students to research and write a 1500 word report and visual analysis of works by a canonical photographic practitioner represented in Chicago's cultural repositories – assigned through thoughtful care, with a few questions to choose from as a prompt.

Assignment 5 requires students to write a variable length, stylistically open artist's statement in conjunction with the presentation of their own photographic project after discussing differing approaches.

The final writing exercise asks for the consideration of the work of their peers to be formally written as a description and interpretation in 1000 words.

Course Management System

DEPAUL D2L <https://d2l.depaul.edu>

CDM Computer Labs are available for software use outside of class – <http://www.cdm.depaul.edu/Current%20Students/Pages/Labs.aspx>

CDM labs offer Photoshop CC on PC or Mac operating systems in Lincoln Park and Loop Campuses or make arrangements to acquire the software.

PC users activate your CSTCIS account here:

<https://accountactivate.cdm.depaul.edu/ViewAccounts.aspx> (please note that in some cases your username will be different than your campus connect, and this is a different system, so use a different password. It will take a full 15 minutes to activate!)

Software: We are currently using Adobe Creative Cloud abbreviated CC -

available in all labs. However, [Depaul has discounted subscriptions](#) if you plan on obtaining your own subscription of Adobe Photoshop Creative Cloud and Bridge.

Supplemental instructional videos are to be viewed at

LYNDA.COM – [Depaul has a subscription for all students and faculty.](#)

FAQ On the first day, I'll give you a checklist of links to search camera and software advice.

TUTOR available on 9th floor CDM building Loop Campus by the Equipment Cage.

Textbooks and Printed Resources

Required Texts:

___ Light and Lens: Photography in Digital Age by Robert Hirsh (The 5th ED is latest, but they are remarkably similar, and feel free to choose your format)

___ Your personal Camera Manual. Find it online if you no longer have it.

___ Artist Statements 2 posted on D2L

___ Ares Course Reserve PDF Texts (4 files)

Optional Texts:

___ Martin Evening's Photoshop for Photographers CC

___ Criticizing Photographs: an Introduction to Understanding Images ED5
by Terry Barrett

Other Requirements:

___ Digital Camera: this should be a point and shoot or preferably a DSLR, but talk to me about what you're using as you must make exposure adjustments. A camera phone –while very useful, with many models offering adjustable exposure may not allow you to have enough control over your image making.

Please use the same camera all quarter.

___ Two data cards

___ USB thumb drives – 8 GB (they fail, have a back up!)

or External Hard Drive ***if you use a mac at home and a pc at school or vice versa you may have formatting issues. A thumb drive alleviates this problem.

___ Card reader or USB cord for camera

___ Tripod

___ BLOG - we'll all use the same wordpress.com version, and set it up together in class. This is your photography portfolio. All of your assignment work will be posted here, and some exercises as well. I will demonstrate, and for each assignment the permalink to each post will be submitted to D2L with images from your project.

Course Policies

Work for this course will be produced in the quarter you are enrolled. Please use the same camera all quarter, using the most manual settings possible, with the flash off.

Late Work:

I will not accept late work, unless you have a documented excused absence. However, I offer a re-do on one graded assignment. Take advantage of that!

Absences:

You are allowed 2 unexcused absences. Please submit your documentation to the Dean of Students to notify me that your absence is excused. Missed course work must be made up within a mutually agreed upon time frame. Excessive Absences, Tardiness, or Leaving Early will negatively impact your participation points. If you miss a class, you will be responsible for seeking the information you missed – in most cases recorded on Course OnLine, available via link on D2L. You may also consider visiting my office hours to ask questions.

Tardiness:

Students arriving more than 15 minutes late, or leaving before class is dismissed will be considered absent. Please be punctual!

Socializing:

Please talk to each other and work with each other, but please, unless you're starting a backchannel of discussion about exactly what I'm lecturing on, stay off the social media while you're in my lecture! Phones should be silenced or off.

Post your photos during your work time, not while I'm lecturing.

Email:

You may always feel free to use email to ask questions, and expect a response within 1 work day. If you don't get a response, kindly email again, there may be a problem. Please use reason when considering the timestamp on your email – if you sent it late in the evening and we have class first thing in the morning, there's a chance I won't see it in time.

These tips will help:

- Please Do use a clear and concise subject. For example: DC125 or 225- (Always including the section ####) question about settings on camera.
- Do Not reply to emails I send the entire class.
- Instead, make a new one, with a pertinent subject line.
- Please Do include links to blog posts, and full explanation of what I can help with.
- Please Do include a screenshot or capture if you need to show me something (Mac: Command, Shift, 4 draw a box around it and it will be on your desktop. PC: Printscreen key)
- Do Not abuse email for submitting any other images, homework or assignments on time or late.












Sometimes email isn't the best way to communicate. If so, I look forward to meeting during my office hours.

Changes to Syllabus:

This syllabus is subject to change as necessary during the quarter. If a change occurs, it will be thoroughly addressed during class, posted under Announcements in D2L and sent via email.

Grading

Grades are posted in D2L using the following scale.

#	Symbol*	Start %*	Color	Assigned Value %
1	F	0		0
2	D	61		64
3	D+	65		68
4	C-	69		72
5	C	73		76
6	C+	77		80
7	B-	81		84
8	B	85		87
9	B+	88		90
10	A-	91		94
11	A	95		100

5 Assignments: 50 points

- Camera Operation and Exposure
- Scavenger Hunt
- Conceptual Development/Research
- Postproduction Tools
- Final Project

Assignment sheets are handed out in class, Posted digitally on D2L, as well as explained in my lecture Blog. Check the date as well as the time due. The cut off time for online D2L submissions is computerized and will cut off at exactly the time posted – this may be different for different assignments. It is your responsibility to check for each assignment to be sure your work is submitted on time.

The assignments are designed to simultaneously exercise technical skills such as file management, best practices, and Photoshop postproduction skills, while expanding the critical understanding of photography, and honing your personal system of visual expression. Again, the lessons in the class are cumulative, and skills discussed in reference to a previous assignment will be used again and again without special instruction.

Students will complete a final Self Directed Final 5th assignment of their own choosing using the skills developed in throughout the course. This is an individually directed final project of sufficient scope to demonstrate competency in technical skills and conceptual development.

Assignments are never to be turned in via email. Any assignment emailed to me

without exceptional invitation will be ignored.

Each assignment will be completed and posted on D2L and your blog with parameters directed in each assignment. Each output method has specific technical requirements. If those requirements are not met, points will be deducted.

All files should be named with a consistent naming convention all quarter, including at least the date and your name. **EXAMPLE FILE NAME:**
[20140320cossu_papercrane034.jpg](#)

Exercises/Quizzes: 40 points

There are several short exercises which are short form Q/A about assignments, or worksheets designed to give students immediate feedback on their progress, or to submit collaborative work. Many are multiple choice or True/False quizzes about information from the lecture. Others are step by step guides for learning a technique, with a drop-boxes for demo work made in class or for group activities. Each activity will be opened and closed by D2L according to the date and time listed. They should take no longer than 30 minutes to complete.

Participation: 10 points in total

Points are awarded for having your files, memory devices, and using class time for work pertaining to our class. Additionally, it is expected that students participate in conversations, ask questions, and contribute willingly to our classroom experience with a positive attitude.

Week-by-week Assignments/Readings – See attached Schedule

College Policies

Online Course Evaluations:

Evaluations are a way for students to provide valuable feedback regarding their instructor and the course. Detailed feedback will enable the instructor to continuously tailor teaching methods and course content to meet the learning goals of the course and the academic needs of the students. They are a requirement of the course and are key to continue to provide you with the highest quality of teaching. The evaluations are anonymous; the instructor and administration do not track who entered what responses. A program is used to check if the student completed the evaluations, but the evaluation is completely separate from the student's identity. Since 100% participation is our goal, students are sent periodic reminders over three weeks. Students do not receive reminders once they complete the evaluation. Students complete the evaluation online in [CampusConnect](#).

Academic Integrity and Plagiarism:

This course will be subject to the university's academic integrity policy. More information can be found at <http://academicintegrity.depaul.edu/>. If you have any questions be sure to consult with your professor.

Academic Policies:

All students are required to manage their class schedules each term in accordance with the deadlines for enrolling and withdrawing as indicated in the [University Academic Calendar](#). Information on enrollment, withdrawal, grading and incompletes can be [found at Enrollment](#).

Students with Disabilities:

Students who feel they may need an accommodation based on the impact of a disability should contact the instructor privately to discuss their specific needs. All discussions will remain confidential. To ensure that you receive the most appropriate accommodation based on your needs, contact the instructor as early as possible in the quarter (preferably within the first week of class), and make sure that you have contacted the [Center for Students with Disabilities \(CSD\)](#) at: csd@depaul.edu.

Lewis Center 1420, 25 East Jackson Blvd.

Phone number: (312)362-8002 Fax: (312)362-6544

TTY: (773)325.7296