





Search Topics



- 

Overview
- 

Bookmarks
- 

Course Schedule

Table of Contents

syllabus

wk01 intros

wk01 notes  
Draft

wk02 analysis/alignment

wk03 concept/direction

wk04 concept/direction  
reviews

wk05 tech week

wk06 individual meetings

wk07 TBD

wk08 TBD

wk09 final/crits

wk10 final/crits

# syllabus

Settings

Published

This syllabus is subject to changes as necessary during the quarter.

+++++

## SYLLABUS: Photography, Imaging, Visualization

+++++

### Meeting Details

Topic: Photo, Imaging, Visualization  
Section: 902  
Class number: 36295  
Meeting time: Tu 5:45PM - 9:00PM  
Location: 14EAS 00507 at Loop Campus

faculty  
Jessica Westbrook, Associate Professor, School of Design

**faculty contact**  
email: jwestbro@cdm.depaul.edu  
online hours: allow up to 48 hours for an email response; email is answered Monday-Friday 9AM-5PM, in the order in which it is received

office: 14 E Jackson Blvd 6th Floor CDM Offices, Chicago IL 60404 USA (directly across from the elevators see CDM office door)

office hours: Wednesdays 1PM - 4PM by appointment only to avoid conflicts, use bluestar; come prepared. email is also very effective. When you write include the course you are enrolled in, your student ID, and detailed needs and we may be able to take care of things at your convenience.

**student contacts**  
get 3 emergency phone numbers from classmates on day 1

+++++

### Course Description



Add a module...

Photography is a communication tool used for investigation, documentation, surveillance, storytelling, and expression. This course reviews photographic principles, camera anatomy, digital workflow, and editing techniques through lectures, demos, and workshops. A broad range of contemporary photography contexts are introduced through presentations, screenings, and readings. Aesthetics, conceptual direction, professional practice, emerging technologies, and ethical issues are considered and discussed. Students complete a series of small assignments, leading to a substantial, self-directed project. Critiques provide opportunities for reflection and feedback.

Photo means of or relating to light. Graphy means a descriptive science. In many ways photography is the study of light, or the way we are able to see the world.

Imaging means the action or process of forming a mental image of something. Also: the action or process of representing something in written or pictorial or other artistic form.

Visualization means the power or process of forming a mental picture or vision of something not actually present to the sight; and the action or process of rendering visible. From imagination/concept to evidence.

All of these concepts overlap.

+++++

### Learning Outcomes

ux students will be able to...

- align interests with established or emerging approaches to photography, imaging, visualization
- craft their own self-directed assignment
- identify, research, pursue relevant techniques
- generate and refine a body of photography, imaging, visualization work resulting in a complete meaningful series
- participate and contribute to critical discourse online and in class

dcma students will be able to...

- align interests with established or emerging approaches to photography, imaging, visualization
- craft their own assignment
- identify, research, pursue relevant techniques
- generate and refine a body of photography, imaging, visualization work resulting in a complete meaningful series
- participate and contribute to critical discourse online and in class
- **present their final work in an online web accessible format/experience that contextualize the work in a broader scope of practice related to their professional goals using some form of supporting text (e.g. titles, descriptions, essay, reflection, poetry, etc)**

+++++

culture



As a group we will engage in uncertainty and unknowns during which time we will remain completely open, refrain from doubt, and cease judgement. Questions, suggestions, and interruptions are always welcome and encouraged. Mistakes and errors are portals to discovery and useful surprises. Awkward is weird and wonderful. Why not?

+++++

#### Required Supplies

Supplies will be dependent on individual student directions. You will always need a sketchbook, a camera (your choice - still, video, goPro, pinhole, mobile device, toy, webcam, sensor, screencap, film or digital "lens-based" broadest interpretation ok). Your photo, imaging, viz tool should be in alignment with your own unique conceptual direction. There is no required textbook.

+++++

#### Required Work

Your goal is to learn through research and practice, and make work that you can leverage towards your future goals.

This class has weekly expectations detailed in the D2L content area modules. Weekly completion/participation points will be averaged for a final course grade at the end of the quarter. A = 90-100 / B = 80-89 / C = 70-79 / D = 60-69 / F = 0-59. A indicates excellent work, B indicates good work, C indicates satisfactory work, D work is unsatisfactory in some respect, F is substantially unsatisfactory work or missing work.

FYI: Receiving an Incomplete for a course is unusual and is not something faculty can manage independently. All incomplete requests must be approved by the instructor of the course and a CDM Associate Dean. Only exceptional cases will receive such approval. Before the end of the term students must initiate the incomplete request process through: [cdm.depaul.edu](http://cdm.depaul.edu) > Current Students > Academic Policies

#### Attendance

Attendance is required, but life happens. Two absences for any reason, whether excused or not, may constitute failure for the course. If students miss class they should consult with classmates, review D2L documentation, look at the videos.

+++++

#### Helpful DePaul Resources

##### Human Needs

stress, anxiety, depression are real and normal. get care and support and counseling  
<https://offices.depaul.edu/student-affairs/support-services/counseling/Pages/default.aspx>

##### Technical Needs

- equipment center for camera/gear check-out: Daley building (14 E. Jackson) LL 106



- tutoring center, CDM 208 [search for Java if you need help with Processing, Photoshop/Illustrator etc if you need visual design help]: <http://www.cdm.depaul.edu/Current%20Students/Pages/TutoringProgram.aspx>
- lynda tutorials: [software.depaul.edu/training](http://software.depaul.edu/training)
- computer labs: [cdm.depaul.edu](http://cdm.depaul.edu) > Current Students [top right nav] > Computing... access labs on both campuses

+++++

### Disabilities

Students who need an accommodation based on the impact of a disability should contact the instructor privately to discuss their specific needs. All discussions will remain confidential. To ensure that you receive the most appropriate accommodation based on your needs, contact the instructor as early as possible in the quarter (preferably within the first week of class), and make sure that you have contacted the Center for Students with Disabilities (CSD) at: [csd@depaul.edu](mailto:csd@depaul.edu). Lewis Center 1420, 25 East Jackson Blvd. Phone number: (312)362-8002 Fax: (312)362-6544 / TTY: (773)325.7296

Upload / Create

Existing Activities ▼

Bulk Edit

Drag and drop files here to create and update topics

Add a sub-module...